



DAV Centenary College, Faridabad

(Affiliated to Maharishi Dayanad University, Rohtak)

Web: www.davccfbd.com

Email: info@davccfbd.com | Phone: +91-0129-2415044

NAAC

3rd Cycle

Criterion 1

Metric 1.4.1

DAV CENTENARY COLLEGE FARIDABAD

Report on Student Satisfaction Survey (SSS) Results and Details

In the academic year 2021-22, our college conducted a comprehensive Student Satisfaction Survey (SSS) aimed at gauging the contentment and opinions of our student body. The survey encompassed a diverse range of parameters, aligning with the guidelines prescribed by the National Assessment and Accreditation Council (NAAC). While the primary focus was on aspects related to teaching and learning, the survey also delved into the broader spectrum of institutional infrastructure and student welfare provisions.

Survey Methodology: The SSS was administered through a meticulously designed questionnaire, incorporating elements recommended by the NAAC. This inclusive approach ensured a holistic evaluation of the student experience. The survey was distributed to the entire student cohort, resulting in a participation count of 611 students, all of whom diligently completed the questionnaire within the stipulated timeframe.

Key Survey Components:

- Teaching and Learning:** The survey delved into the effectiveness of teaching methodologies, course content relevance, and faculty-student interactions. Insights into the overall academic experience were garnered to understand the quality of education imparted.
- Institutional Infrastructure:** The survey sought student perspectives on the physical facilities and resources available on campus. Areas such as classrooms, laboratories, libraries, and technological support were scrutinized to assess their impact on the learning environment.
- Student Welfare:** A vital component, this segment of the survey evaluated various support systems provided by the institution. Aspects like counselling services, health facilities, extracurricular opportunities, and inclusivity initiatives were probed to gauge their influence on student well-being.



DAV Centenary College, Faridabad

(Affiliated to Maharishi Dayanad University, Rohtak)

Web: www.davccfbd.com

Email: info@davccfbd.com | Phone: +91-0129-2415044

The detailed analysis are as follows:

NAAC

3rd Cycle

Criterion 1

Metric 1.4.1

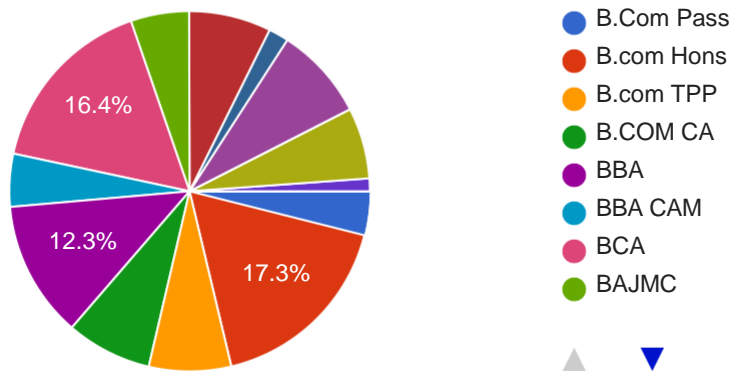
1211783039032
1211783039033
1211783039034
1211783039035
1211783039036
1211783039037
1211783039038
1211783039039
1211783039040
1211783039041

484 more responses are hidden

CLASS

Copy

611 responses

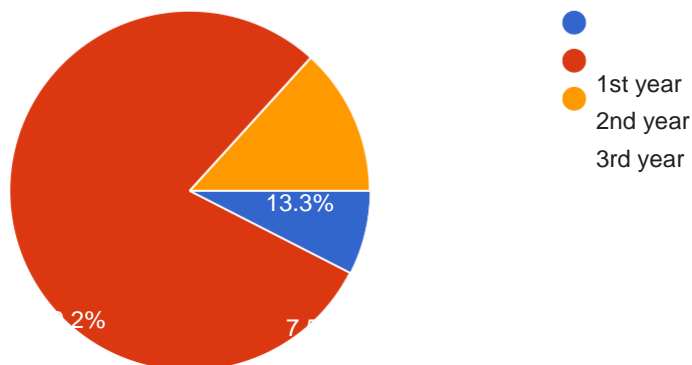


1/2

Year

Copy

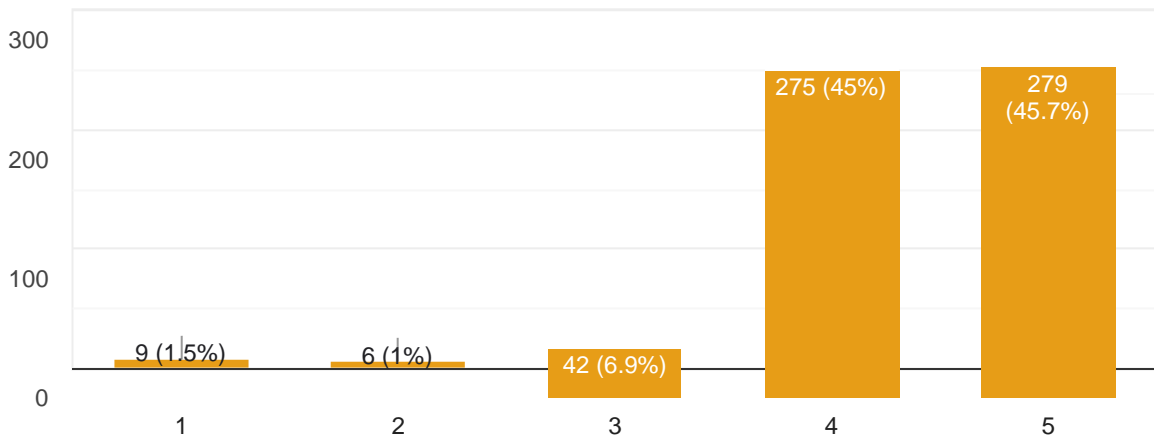
611 responses



1. How much of the class content matched the curriculum?



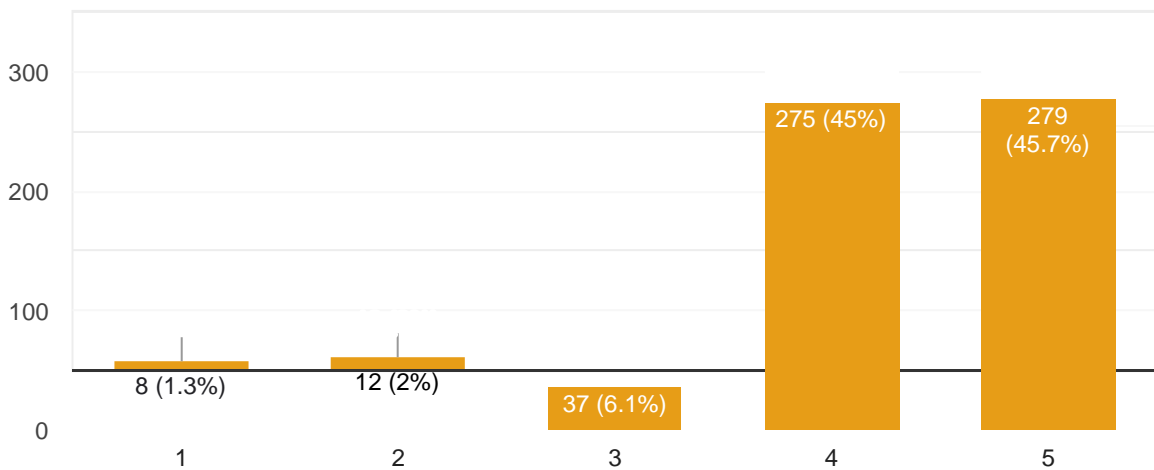
611 responses



2. How adequately were the teachers prepared for the lessons?



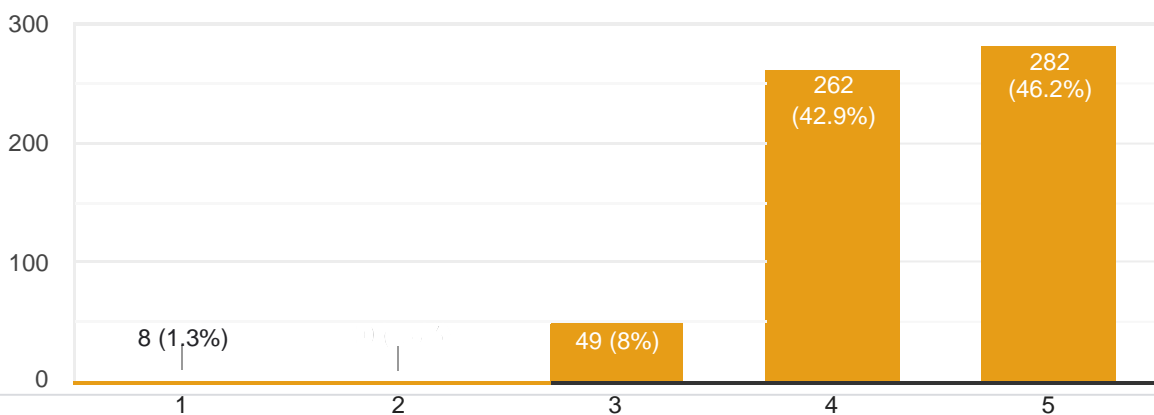
611 responses



3. Rate your level of satisfaction with the teachers' ability to communicate:



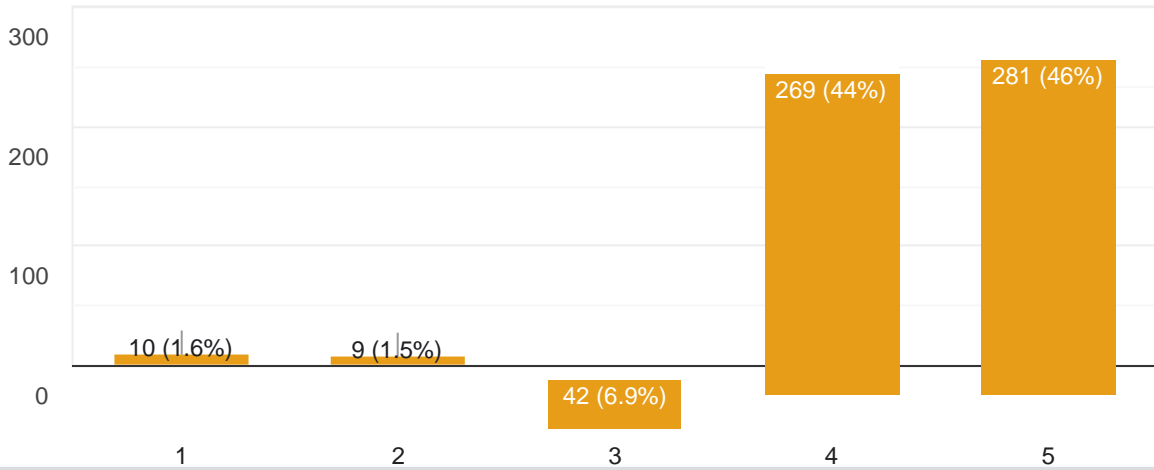
611 responses



4. The teacher's approach to teaching can best be described as



611 responses

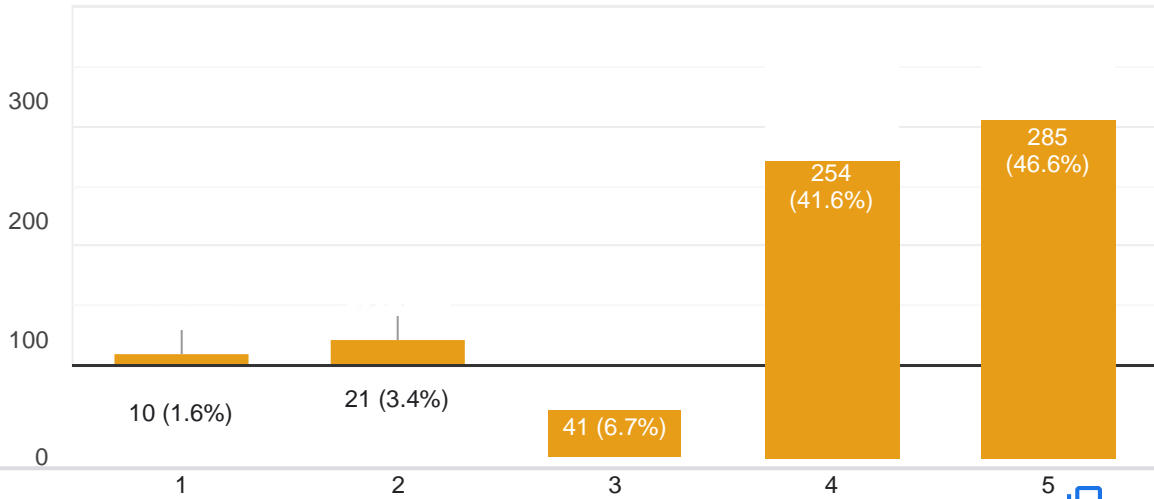


5. Fairness of the internal evaluation process by the teachers.



Copy

611 responses

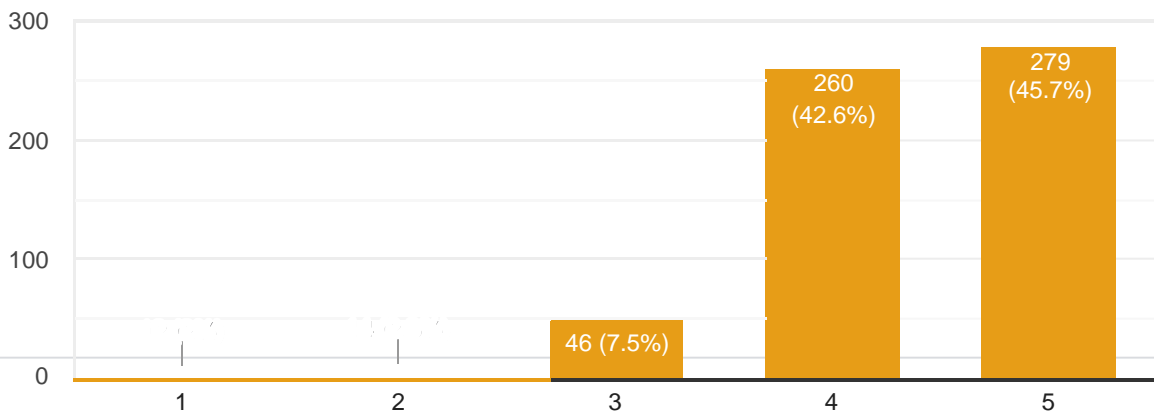


6. Whether your performance in assignments was discussed with you:



Copy

611 responses

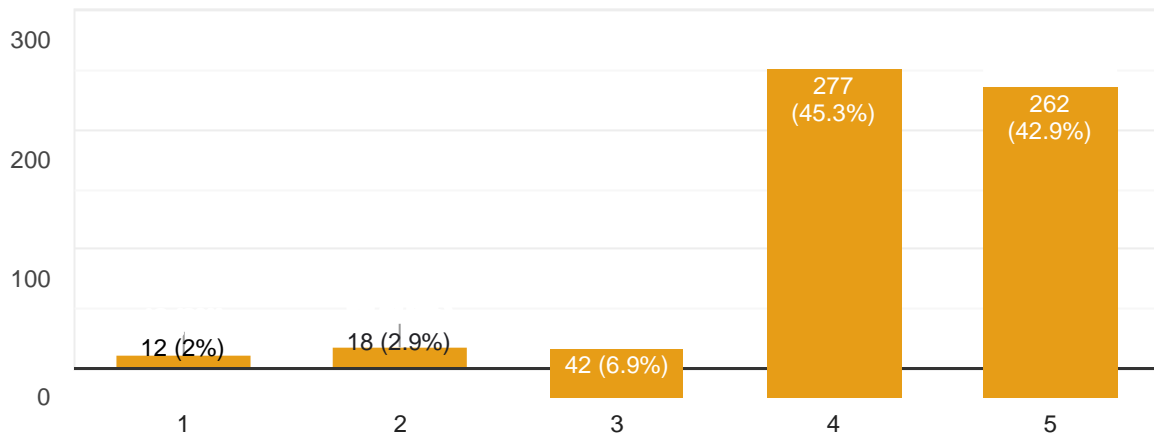




7. Follow-up by mentor on task assigned to you



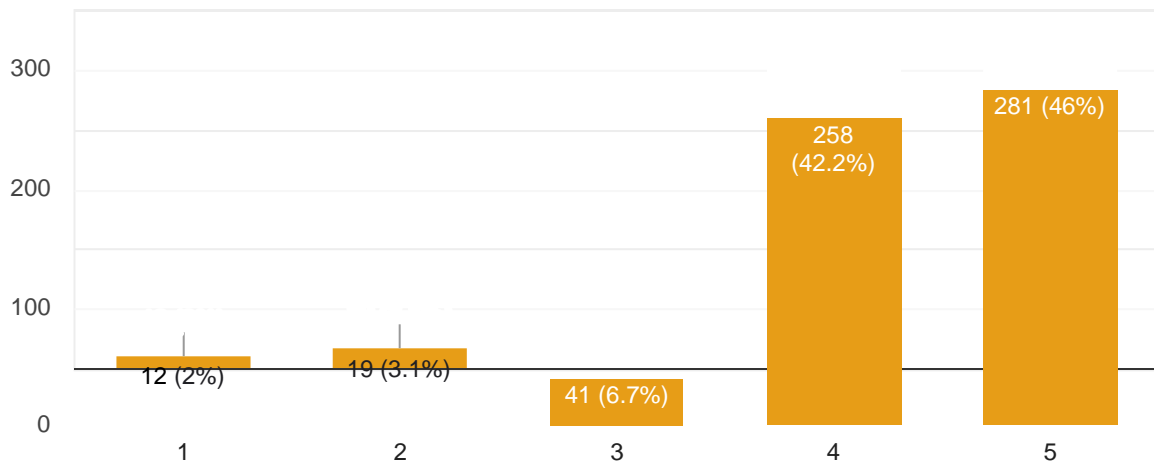
611 responses



8. Teachers are able to identify your weaknesses and help you to overcome them.



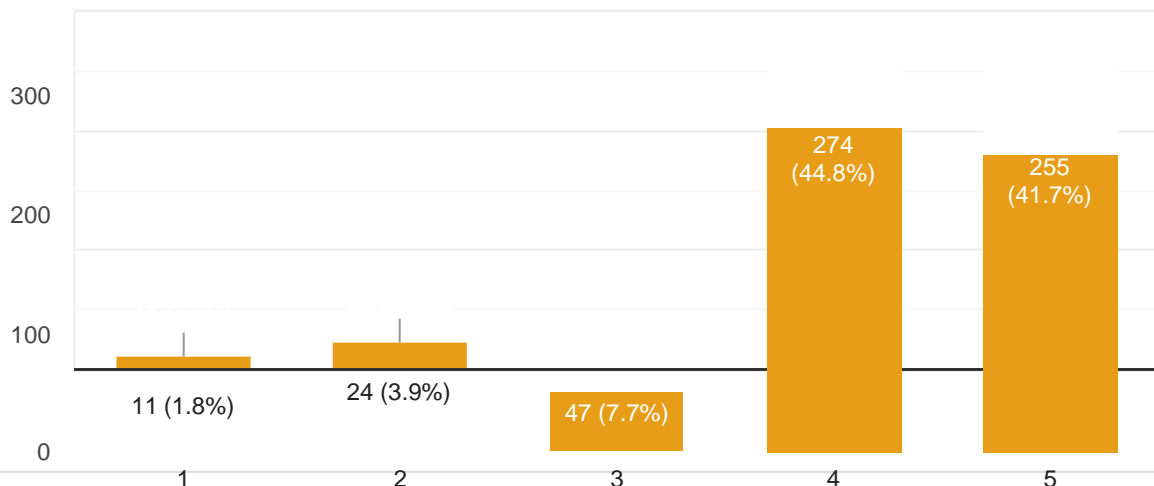
611 responses



9. The college takes active interest in promoting internship, student exchange, field visit opportunities for students.



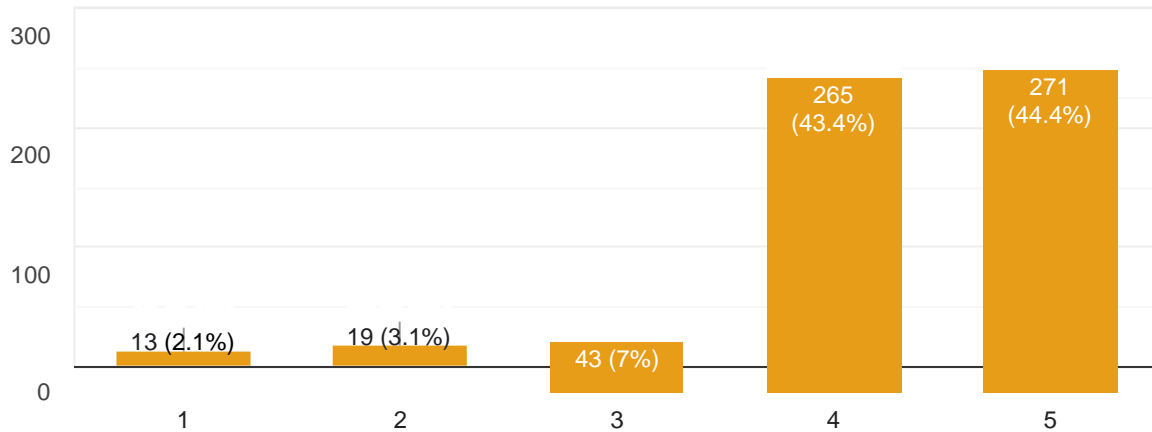
611 responses



10. The teaching and mentoring process in your institution facilitates your cognitive, social and emotional growth.



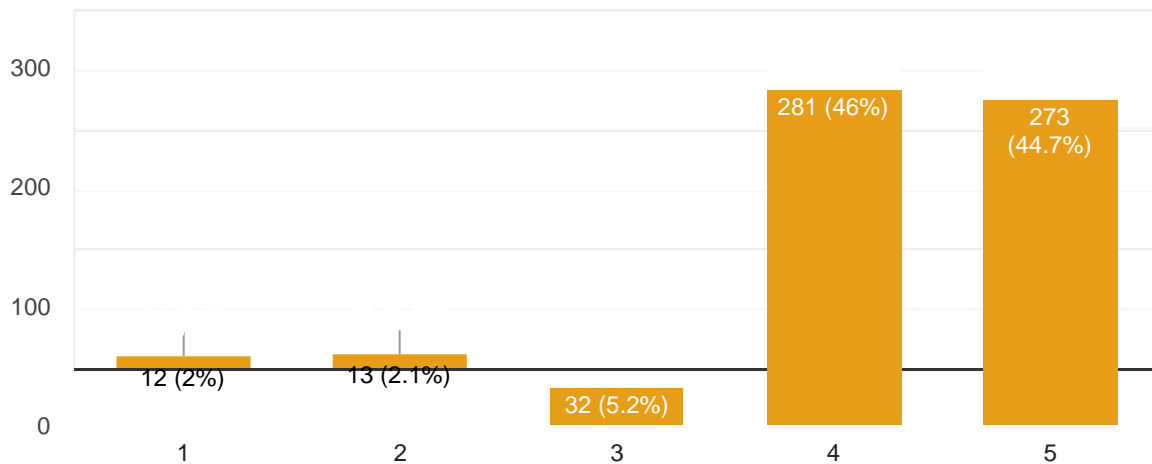
611 responses



11. The college provides multiple opportunities to learn and grow



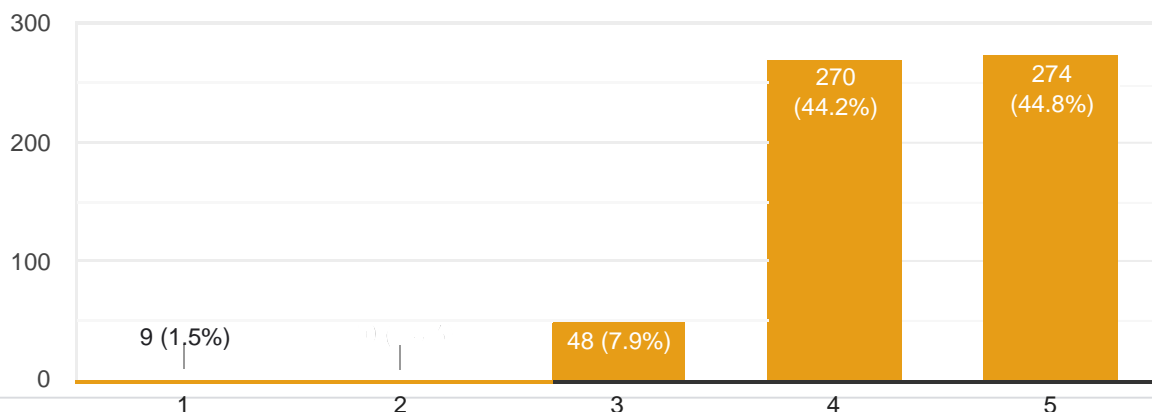
611 responses



12. The college makes effort to engage students in activities for quality improvement of the teaching learning process.



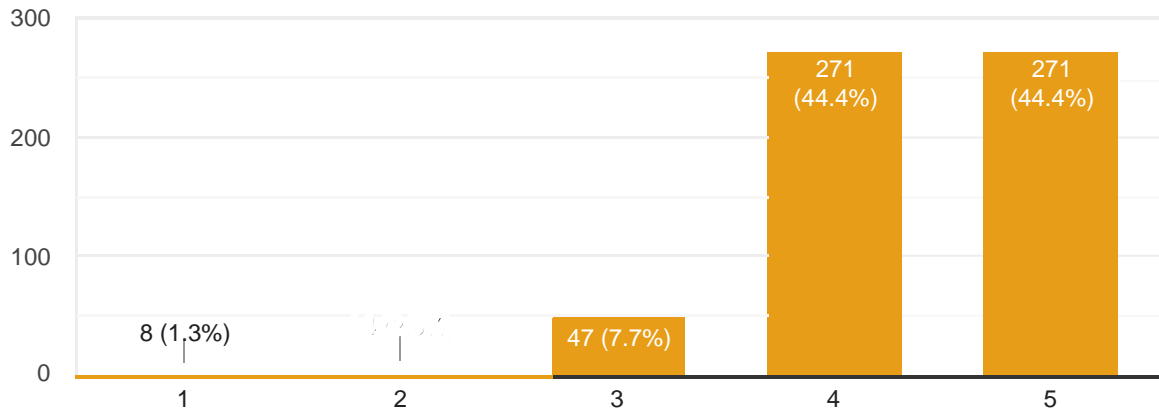
611 responses



13. Efforts are made by the college/teachers to inculcate soft skills, lifeskills and employability skills to make you ready for the world of work.



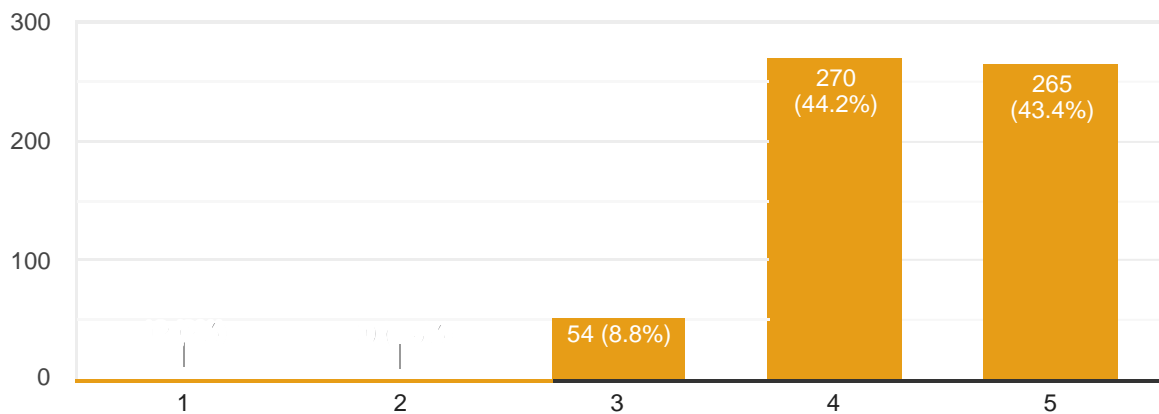
611 responses



14. The college/teachers use student centric methods, such as experiential learning, participative leaning and problem solving methodologies for enhancing learning experiences.



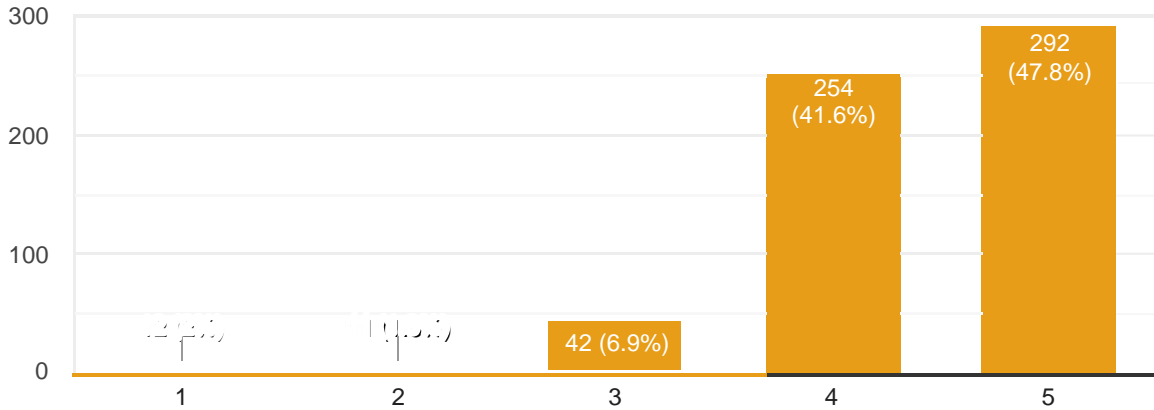
611 responses



15. Teachers inform you about your expected competencies, course outcomes and programme outcome



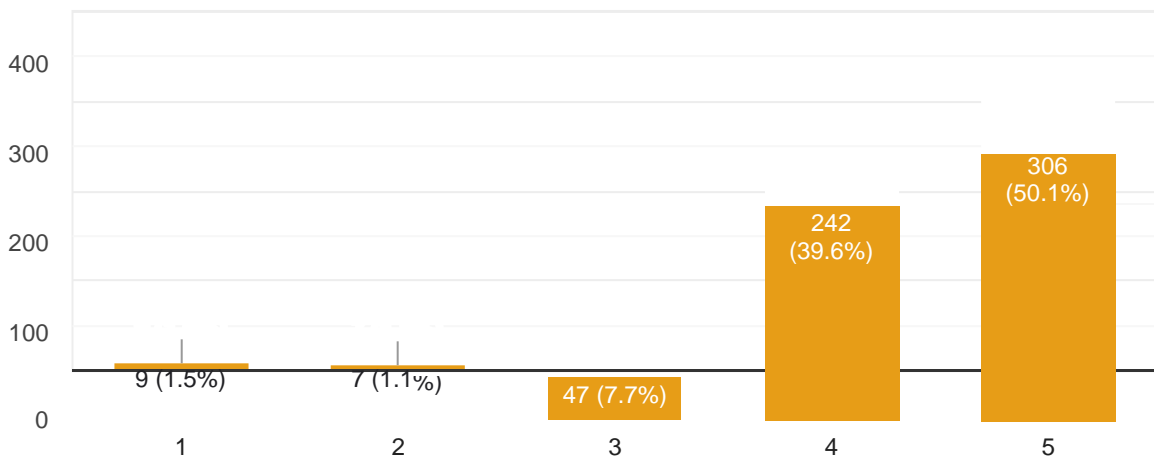
611 responses



16. The teachers illustrate the concepts through examples and applications



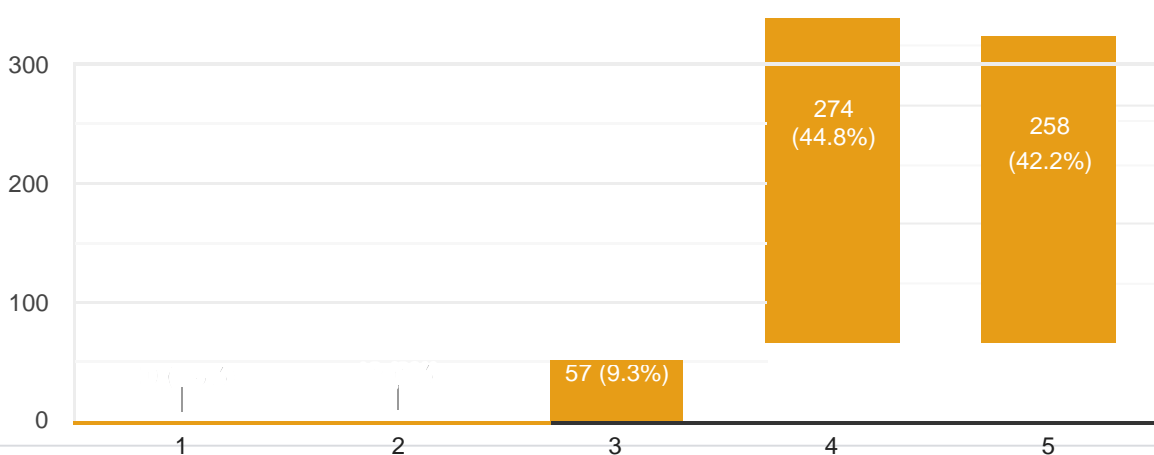
611 responses



17. The teachers identify your strengths and encourage you with providing right level of challenges.



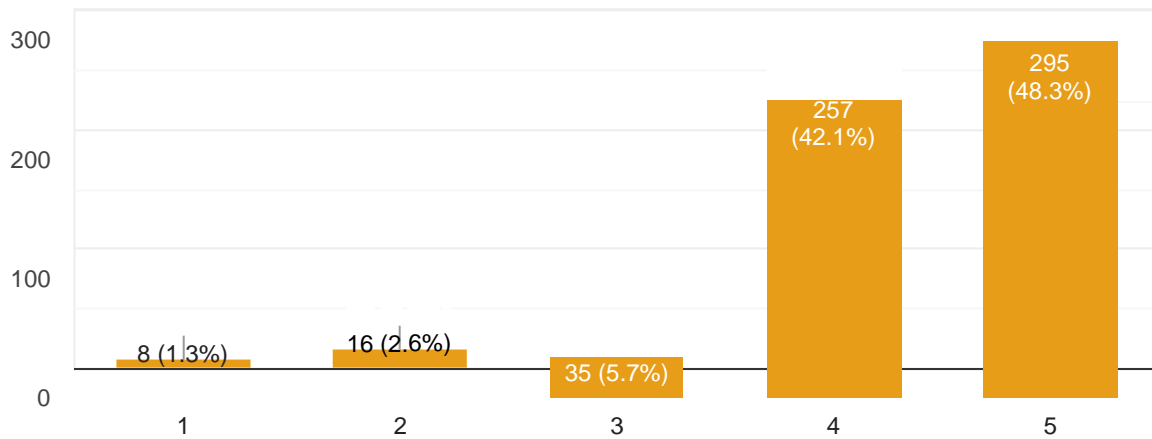
611 responses



18. Teachers encourage you to participate in extracurricular activities.



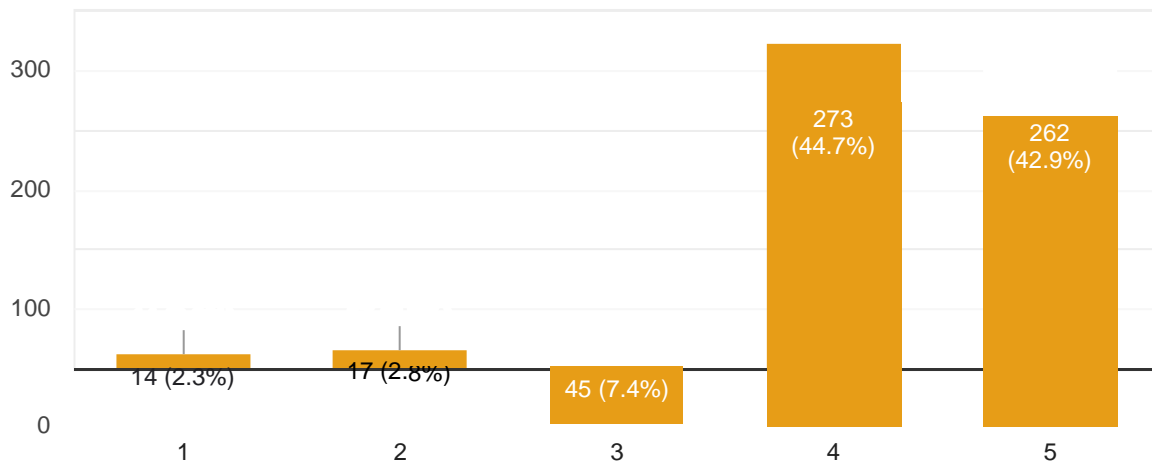
611 responses



19. The percentage of teachers who use ICT tools such as LCD projectors, multimedia, etc. during teaching:



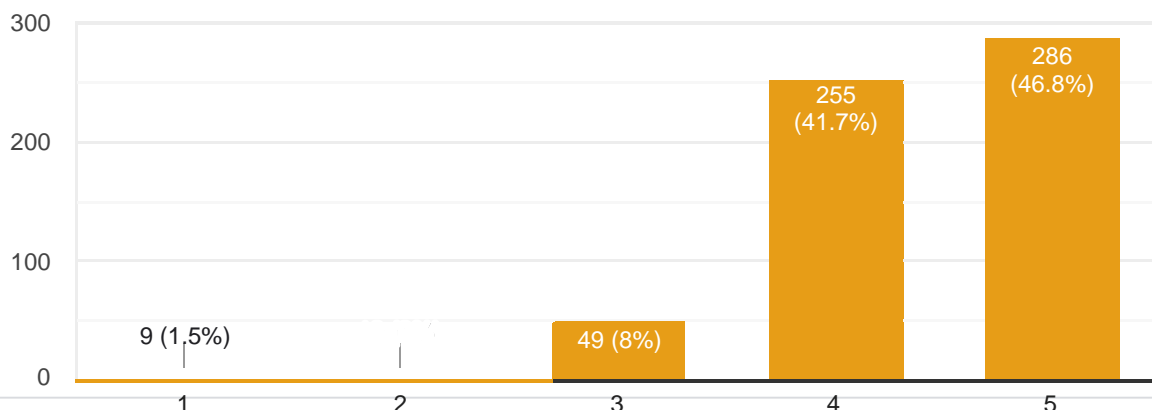
611 responses



20. The overall quality of teaching- learning process in your institute is very good.



611 responses



STUDENT FEEDBACK ACTION TAKEN REPORT

SESSION- 2021-22

611 STUDENTS PARTICIPATED & OVERALL ASSESSMENT IS 80.0%.

1. Aspect: How much of the class curriculum matches the syllabus.
The average rating given by students is **80.33%**
2. Aspect: Satisfaction with library services.
The average rating given by students is **75%**
3. Aspect: Comforts of the infrastructure of the college.
4. The average rating given by students is **76.96%**
5. Aspect: Satisfaction with canteen facilities. The
average rating given by students is **72.43%**
6. Aspect: Cooperation and support of the Non-teaching staff of the college.
The average rating given by students is **79.93%**
7. Aspect: Personality development activities of the college.
The average rating given by students is **78.96%**
8. Aspect: Adequacy of sports facilities of the college.
The average rating given by students is **79.76%**
9. Aspect: Opportunities in extracurricular activities.
The average rating given by students is **81.4%**
10. Aspect: Ecological environment of the college.
The average rating given by students is **84.36%**
11. Aspect: Career counseling support provided by the college.
The average rating given by students is **80.26%**
12. Aspect: Placement support provided by the college.
The average rating given by students is **77.3%**
13. Aspect: Quality and Quantity of laboratory facilities.
The average rating given by students is **77.9%**
14. Aspect: Punctuality of the Teaching Staff.
The average rating given by students is
88.33%
15. Aspect: Quality of Teaching delivered by the teachers.
The average rating given by students is **89.16%**
16. Aspect: Extra support provided by the teachers.
The average rating given by students is **88%**

- 17. Aspect: Quality and Quantity of Societies and Clubs.**The average rating given by students is **82.53%**
- 18. Aspect: Maintenance of discipline.**
The average rating given by students is **78%**
- 19. Aspect: Celebration of festivals and cultural programs.**The average rating given by students is **80.73%**
- 20. Aspect: Satisfaction with extension lectures, seminars, conferences.**The average rating given by students is **84.5%**
- 21. Aspect: Overall Teaching Learning Process of the college.**
. The average rating given by students is **86.3%**